

# *CRUISE SEASON REPORT*

SEASON 2024-2025



INSTITUTO  
FUEGUINO  
DE TURISMO

**UNTDF**  
Universidad Nacional de Tierra del Fuego,  
Antártida e Islas del Atlántico Sur

DIRECCION PROVINCIAL DE  
**PUERTOS**

[WWW.INFUETUR.GOB.AR](http://WWW.INFUETUR.GOB.AR)



# SUMMARY

37,5%

CREW



62,5%

PASSENGERS

251.251  
TRAVELERS

2024-2025 SEASON

565  
TRIPS


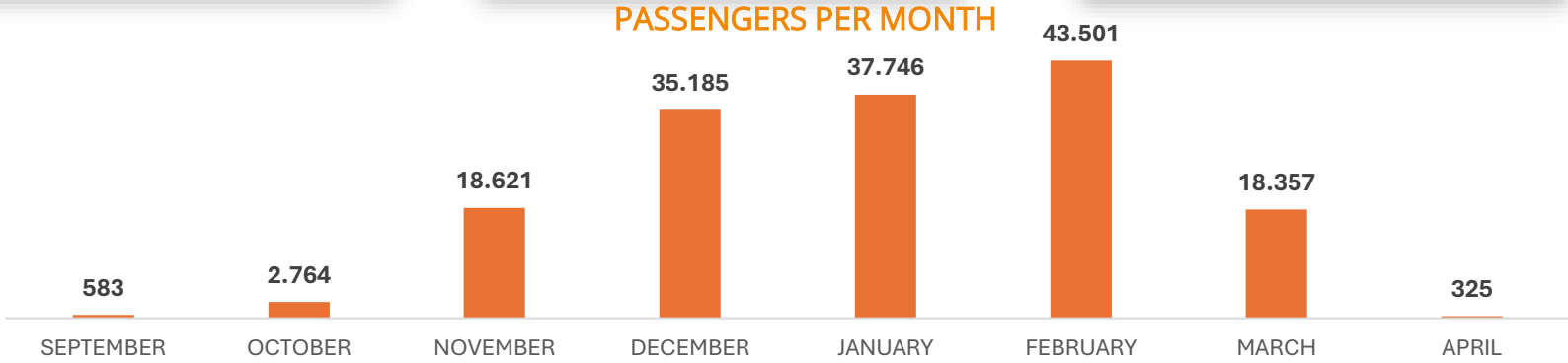
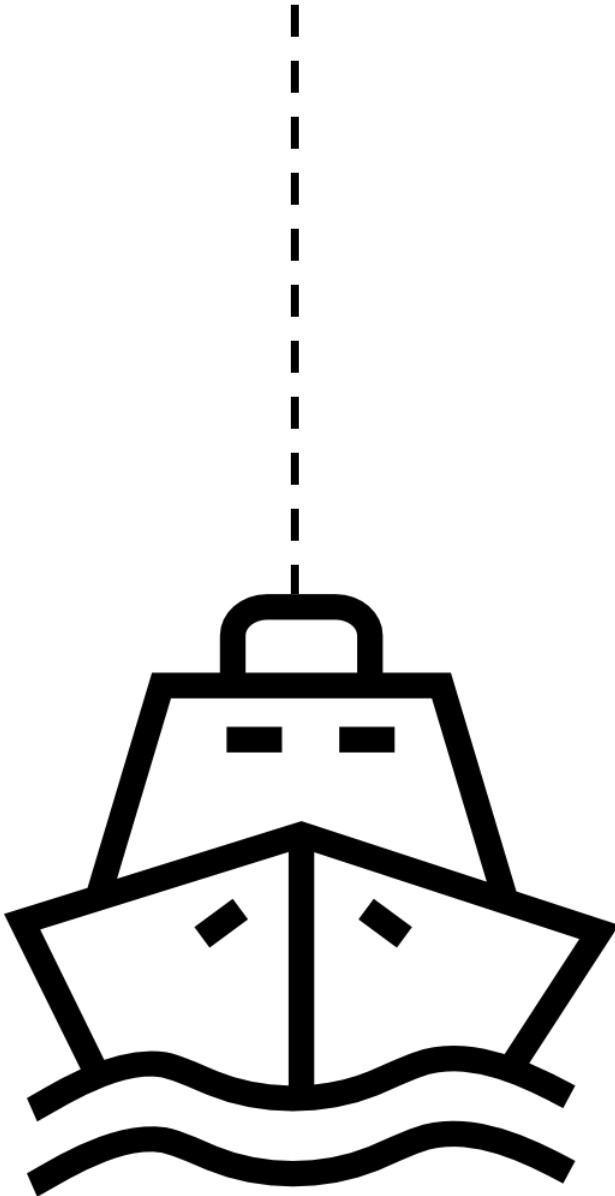
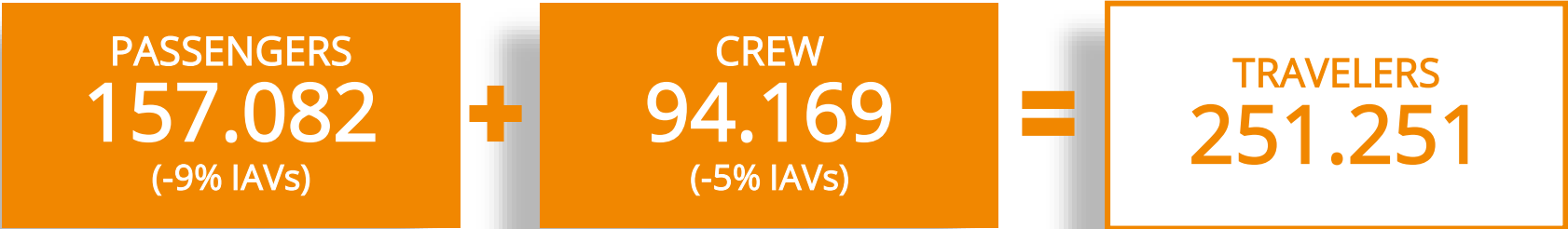
41  
TOUR OPERATORS

66  
SHIPS



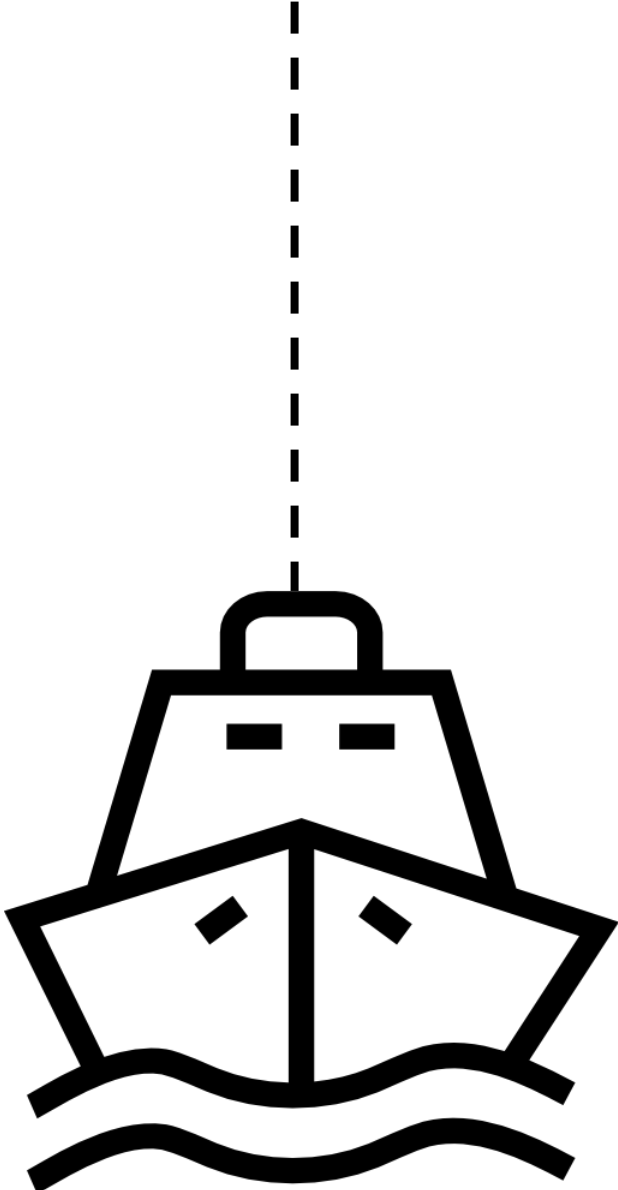
# 2024/25 CRUISE SEASON REPORT SUMMARY

## ALL CRUISE MODALITIES (Antarctic, Regional and International)



Source: INFUETUR based on data provided by UNTDF

# 2024/25 CRUISE SEASON REPORT SUMMARY

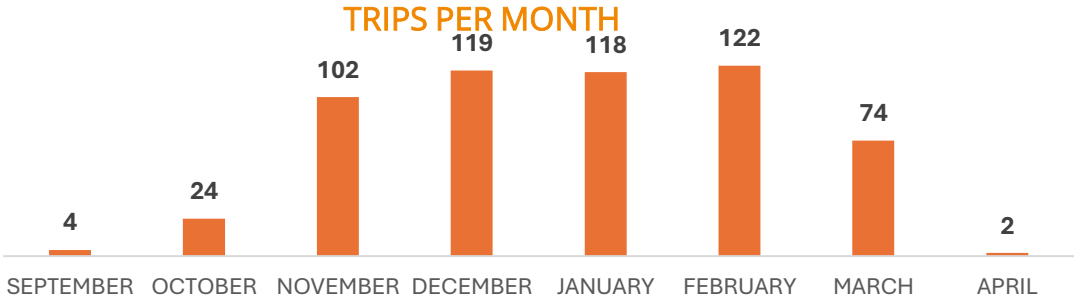


## ALL CRUISE MODALITIES (Antarctic, Regional and International)

565  
TRIPS

41  
TOUR  
OPERATORS

66  
SHIPS



### ANTARCTIC CRUISES



422  
TRIPS

74%  
OF ALL TRIPS

105.221  
PASSENGERS

67%  
OF ALL PASSENGERS

### REGIONAL CRUISES



99  
TRIPS

18%  
OF ALL TRIPS

11.909  
PASSENGERS

8%  
OF ALL PASSENGERS

### INTERNATIONAL CRUISES



44  
TRIPS

8%  
OF ALL TRIPS

39.952  
PASSENGERS

25%  
OF ALL PASSENGERS

Source: INFUETUR based on data provided by UNTDF

# 2024/25 CRUISE SEASON REPORT SUMMARY

Antarctic cruises  
Voyages to the Antarctic continent  
and associated areas.  
These trips are focused on  
expedition/adventure activities.



## ANTARCTIC CRUISES

422  
TRIPS

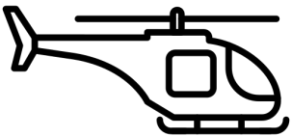
30 TOUR  
OPERATORS

51  
SHIPS

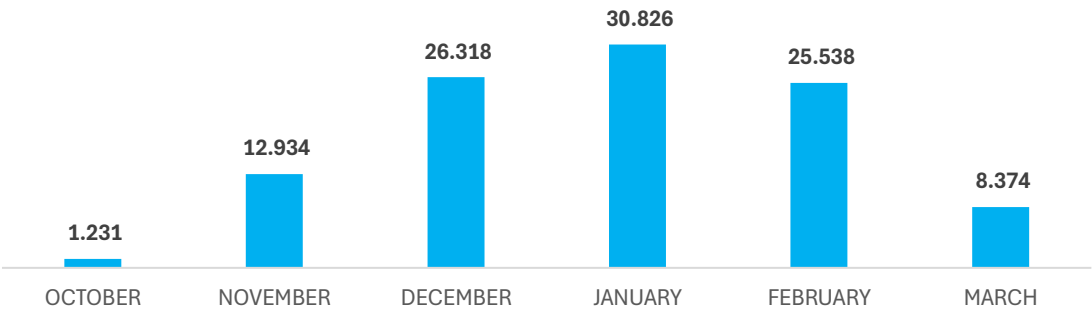
PASSENGERS  
105.221  
(-6% IAVs)

### ITINERARIES

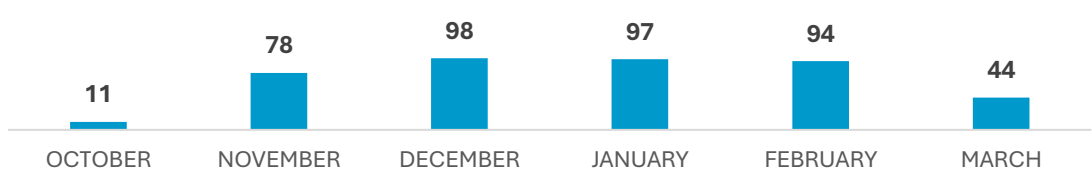
Antarctic Peninsula  
South Shetland Islands  
Antarctic Circle  
South Georgia Islands  
Malvinas Islands



### PASSENGERS PER MONTH



### TRIPS PER MONTH



### NATIONALITY



USA  
41%



CHINA  
10%



AUSTRALIA  
8%



UK  
7%



CANADA  
6%

# 2024/25 CRUISE SEASON REPORT SUMMARY

A regional cruise is a voyage that traverses the southern passages (Beagle Channel, Magellan Strait, and/or Cape Horn), connecting ports in the South Atlantic and/or South Pacific, with Ushuaia and Punta Arenas as common points of departure or arrival.

It is typically operated by regional companies and may include stops in the nearby areas.



## REGIONAL CRUISES

99  
TRIPS

5  
TOUR OPERATORS

8  
SHIPS

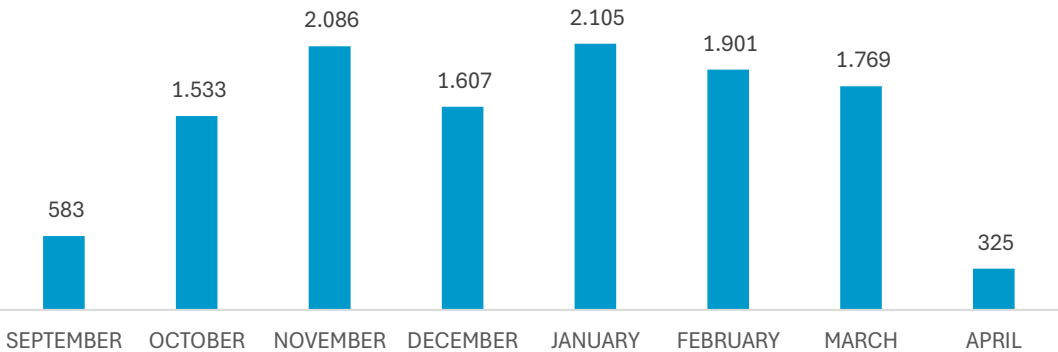
PASSENGERS  
11.909  
(+9% IAVs)

### DESTINATIONS

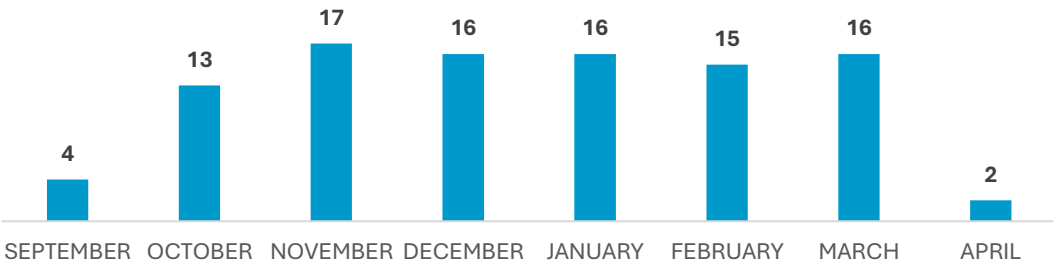
Beagle Channel  
Chilean fjords  
Cape Horn  
Magellan strait  
Isla de los Estados  
Malvinas Islands  
South Georgia Islands



### PASSENGERS PER MONTH



### TRIPS PER MONTH



# 2024/25 CRUISE SEASON REPORT SUMMARY

International cruise lines operating in the port of Ushuaia, with diverse itineraries



Cruises docking at the port on round-trip itineraries in the southern sector of South America.

Cruises that call at the port on extended itineraries in South America or around the world.



## INTERNATIONAL CRUISES

44  
TRIPS

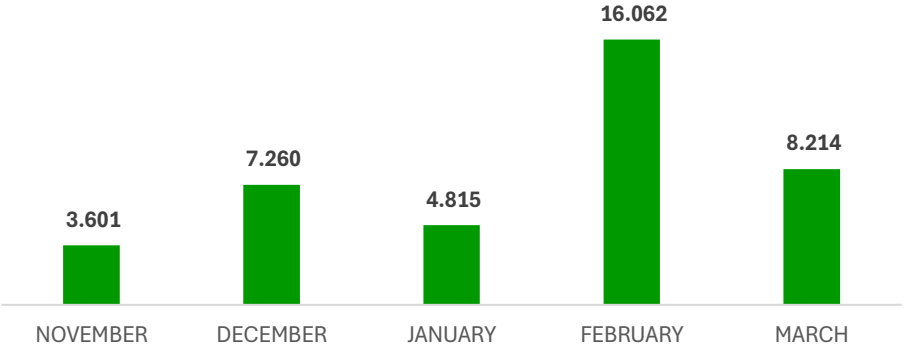
25  
TOUR OPERATORS

31  
SHIPS

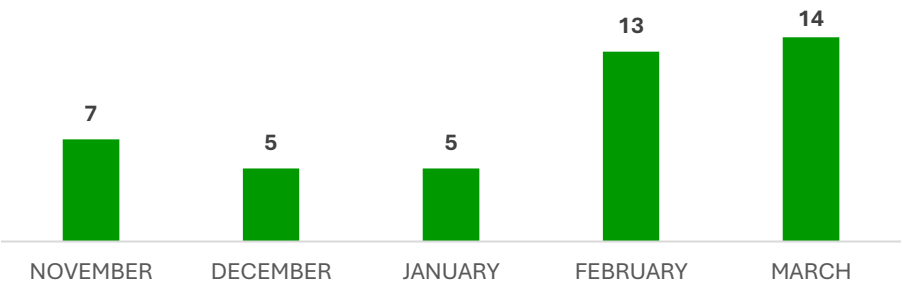
PASSENGERS  
39.952  
(-21% IAVs)

SHIPS  
AIDA – Amara - Artania  
Costa Deliziosa  
MSC Magnífica  
Majestic Princess  
Queen Victoria  
Saphire Princess  
Vasco Da Gama  
Villa Vie Odissey

## PASSENGERS PER MONTH



## TRIPS PER MONTH





INSTITUTO  
FUEGUINO  
DE TURISMO

**somos**  ciudadanos  
del fin del mundo

DIRECCION PROVINCIAL DE  
**PUERTOS**



[estadistica@infuetur.gob.ar](mailto:estadistica@infuetur.gob.ar)

[turismo.antartico@infuetur.gob.ar](mailto:turismo.antartico@infuetur.gob.ar)

[WWW.INFUETUR.GOB.AR](http://WWW.INFUETUR.GOB.AR)