



CRUISE SEASON REPORT

2023-2024



**INSTITUTO
FUEGUINO
DE TURISMO**



Universidad Nacional de Tierra del Fuego,
Antártida e Islas del Atlántico Sur

WWW.INFUETUR.GOB.AR

SUMMARY

36%
CREW

+

64%
PASSENGERS

272.570
TRAVELERS

2023-2024 SEASON

602
TRIPS

545
CALLS

66
SHIPS



23/24 CRUISE SEASON

ALL CRUISE MODALITIES (Antarctic, Regional and International)

PASSENGERS
173.211
(+21% IAVs)

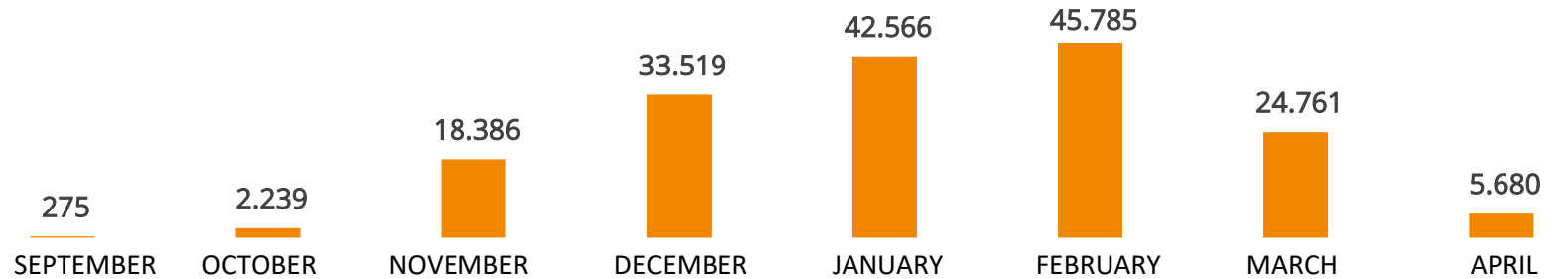
+

CREW
99.359
(+10,8% IAVs)

=

TRAVELERS
272.570

PASSENGERS PER MONTH



PASSENGER NATIONALITIES



USA
43%



UK
7%



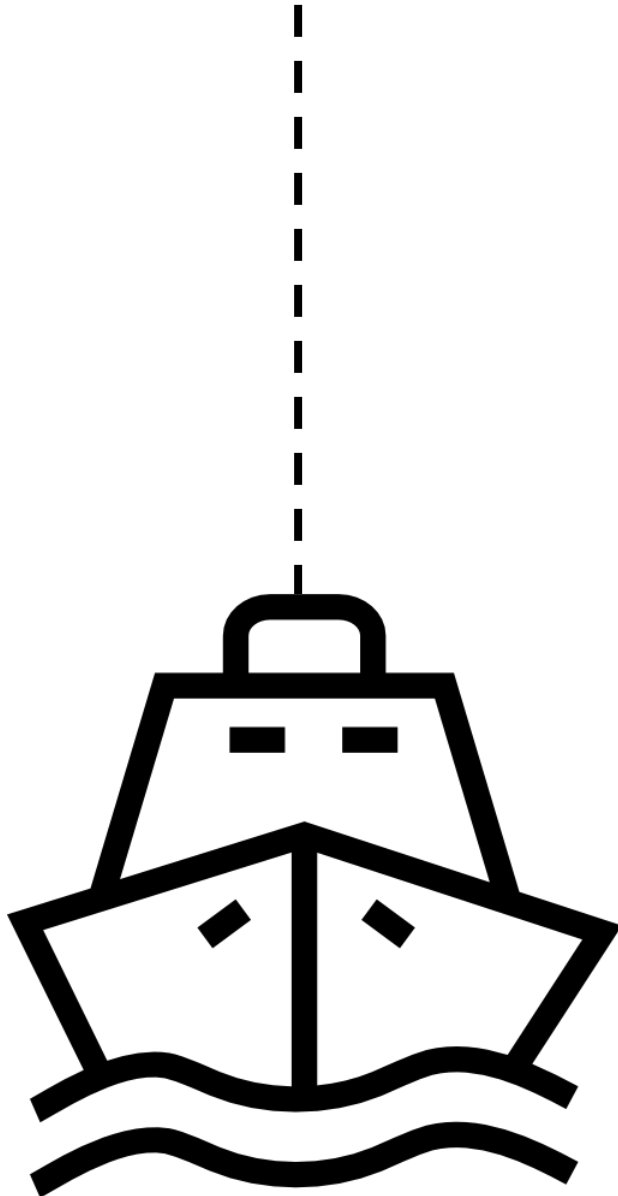
CANADA
6,9%



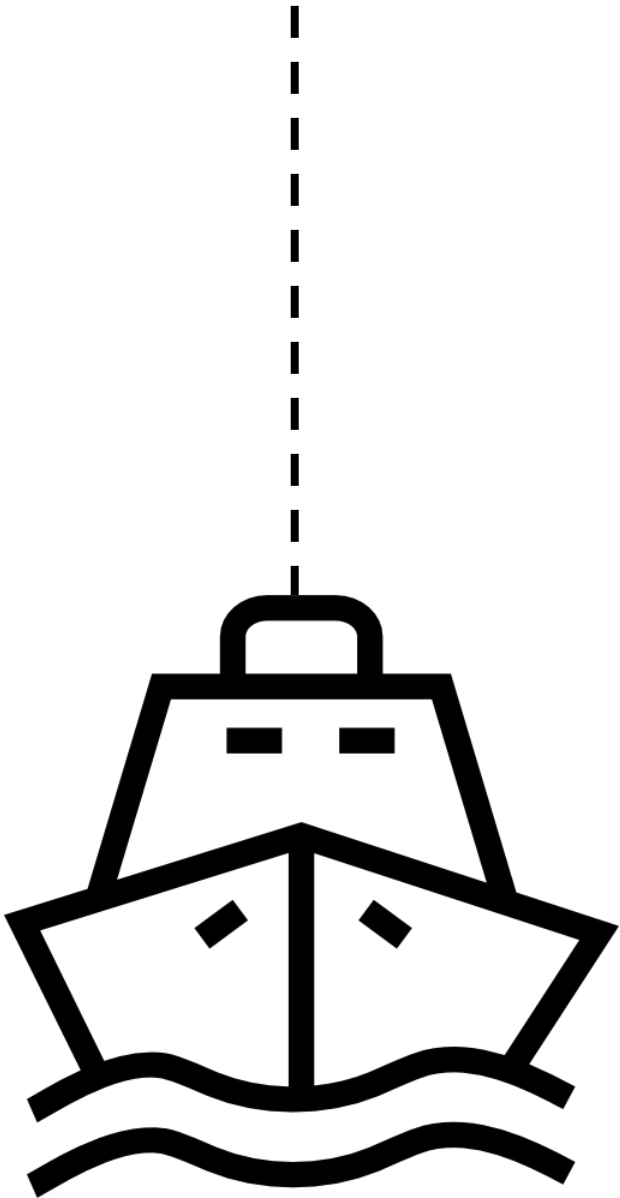
GERMANY
6,4%



CHINA
5,5%



23/24 CRUISE SEASON



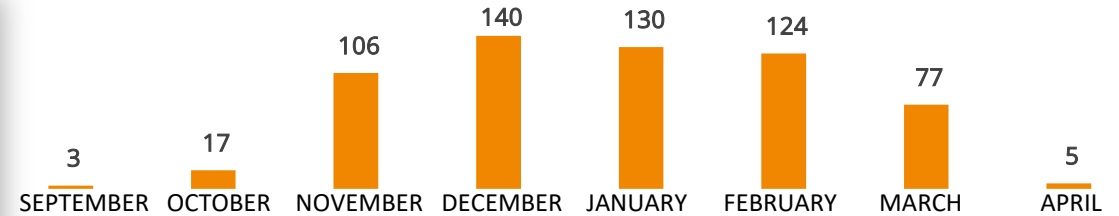
ALL CRUISE MODALITIES (Antarctic, Regional and International)

602
TRIPS

40
TOUR OPERATORS

66
SHIPS

TRIPS PER MONTH



ANTARCTIC CRUISES



447
TRIPS

74,3%
OF ALL TRIPS

111.497
PASSENGERS

64,4%
OF ALL PASSENGERS

REGIONAL CRUISES



100
TRIPS

16,6%
OF ALL TRIPS

10.918
PASSENGERS

6,3%
OF ALL PASSENGERS

INTERNATIONAL CRUISES



55
TRIPS

9,1%
OF ALL TRIPS

50.796
PASSENGERS

29,3%
OF ALL PASSENGERS

23/24 CRUISE SEASON

Antarctic cruises

Voyages to the Antarctic continent or to the Antarctic continent and associated areas.

These trips are focused on expedition/adventure activities.



ANTARCTIC CRUISES

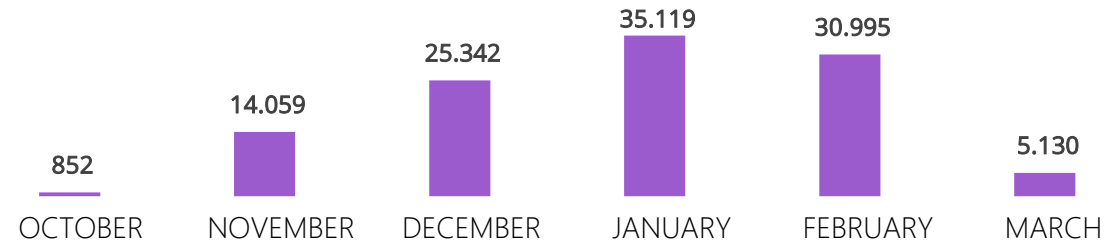
447
TRIPS

34
TOUR OPERATORS

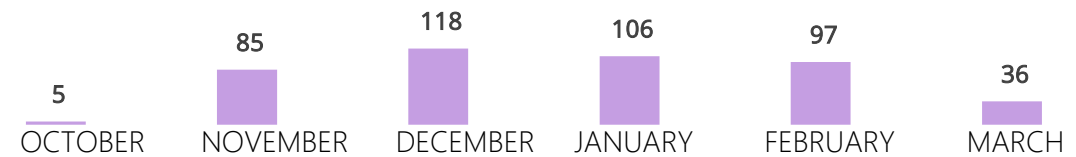
55
SHIPS

PASSENGERS
111.497
(+16% IAVs)

PASSENGERS PER MONTH



TRIPS PER MONTH



MARITIME AGENTS

Adamanto s.r.l
Uship S.R.L.
Navalia S.A.
Agencia Marítima Internacional S.A.
Maritime Shipping Agency S.R.L.

NATIONALITY



USA
44%



CHINA
8,2%



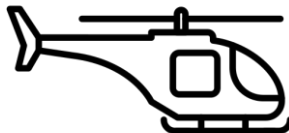
AUSTRALIA
7,4%



UK
7%



CANADA
6,1%



23/24 CRUISE SEASON

Regional trips are the ones in which the port of Ushuaia and the port of Punta Arenas (Chile) operate as the starting or ending point of the itinerary.



REGIONAL CRUISES

100
TRIPS

6
TOUR OPERATORS

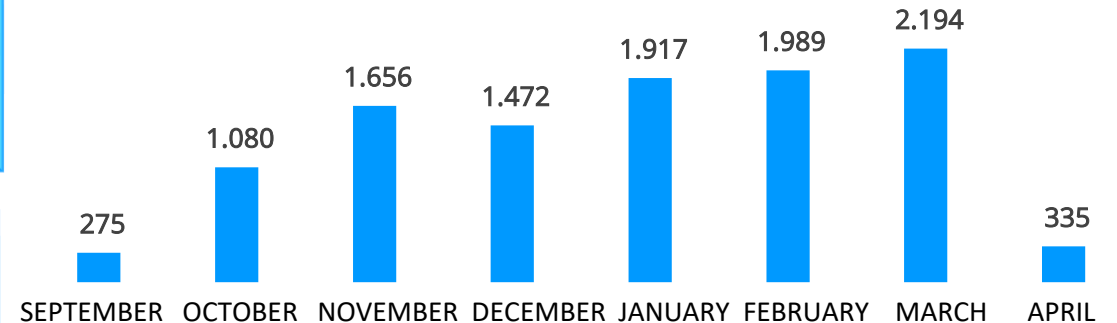
9
SHIPS

PASSENGERS
10.918

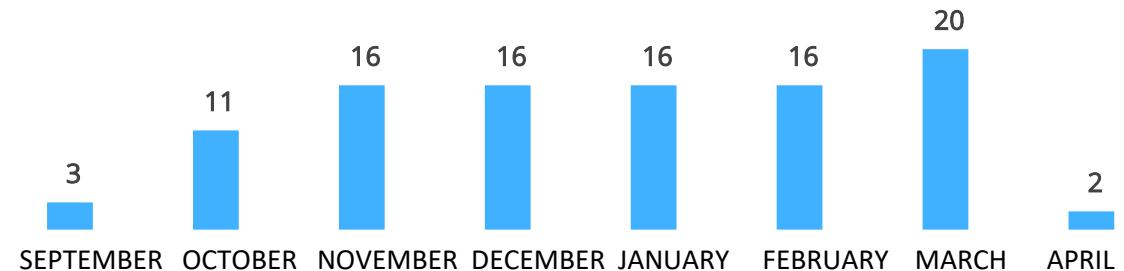
These routes are operated by regional companies and offer the possibility of navigating the Beagle Channel, the Strait of Magellan and Cape Horn, among others.

SHIPS
Magellan Explorer
Nat. Geo. Endurance
Nat. Geo. Explorer
Nat. Geo. Resolution
Plancius
Stella Australis
Ultramarine
Ventus Australis
World Traveller

PASSENGERS PER MONTH



TRIPS PER MONTH



Source: INFUETUR based on data provided by UNTDF

Note: Although the ships Nat. Geo, Plancius, Ultramarine, Magellan Explorer and World Traveller are considered under the Antarctic modality, these ships did one or more regional trips during the last 2023-24 season.

23/24 CRUISE SEASON



INTERNATIONAL CRUISES

International cruises:

- *International cruise lines operating in the port of Ushuaia, with diverse itineraries*
- *Cruises docking at the port of Ushuaia on round-trip itineraries in the southern sector of South America.*
- *Cruises that call at the port of Ushuaia on extended itineraries in South America or around the world.*

55
TRIPS

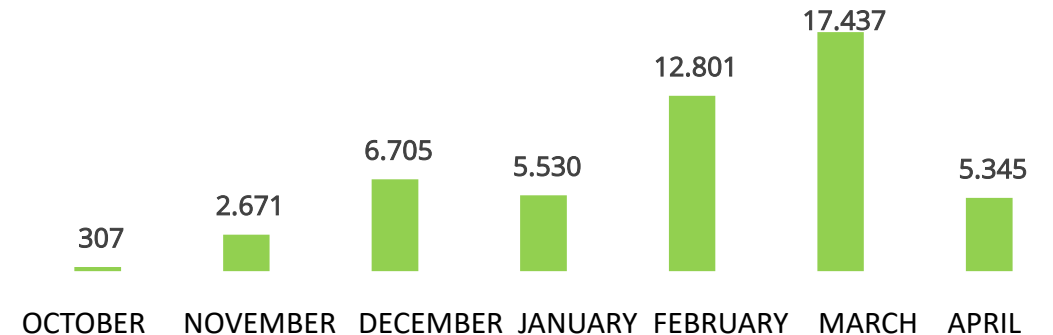
8
TOUR OPERATORS

9
SHIPS

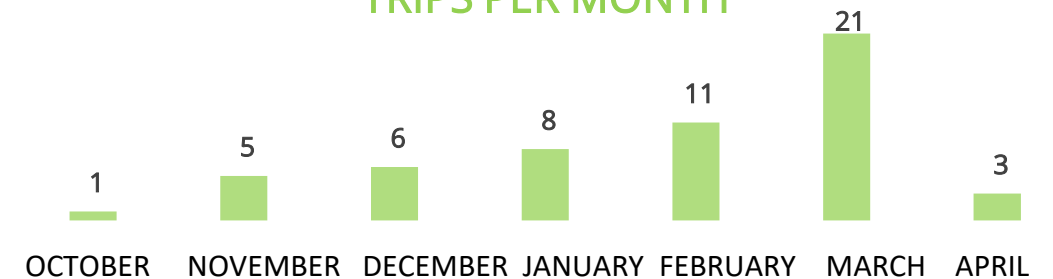
PASSENGERS
50.796

SHIPS
AIDAsol
Amadea
Amera
MS Europa 2
Norwegian Sun
Pacific World
Seven Seas Splendor
Silver Nova
Viking Jupiter

PASSENGERS PER MONTH



TRIPS PER MONTH



23/24 CRUISE SEASON

ANEX

For more information, please check out the complete report [Informe de Cruceros Temporada 23/24](#)

MONTH	TOTAL				PASSENGERS			TRIPS		
	TRIPS	variation vs previous season	PASSENGERS	variation vs previous season	ANTARCTIC	INTERNATIONAL	REGIONAL	ANTARTIC	INTERNATIONAL	REGIONAL
SEP	3	200%	275	101%			275			3
OCT	17	70%	2.239	68%	852	307	1.080	5	1	11
NOV	106	12%	18.386	16%	14.059	2.671	1.656	85	5	16
DEC	140	28%	33.519	29%	25.342	6.705	1.472	118	6	16
JAN	130	2%	42.566	9%	35.119	5.530	1.917	106	8	16
FEB	124	36%	45.785	35%	30.995	12.801	1.989	97	11	16
MAR	77	7%	24.761	-7%	5.130	17.437	2.194	36	21	20
APR	5	25%	5.680	1137%		5.345	335		3	2



turismoantartico@infuetur.gob.ar

WWW.INFUETUR.GOB.AR